








- a. Multilayer Puretec® Plus-surface - special elastic film (PVC-free)
- b. Cork comfort layer
- c. Special AquaSafe board (swell-reduced) - on the basis of natural, renewable materials
- d. Cork sound-absorbing cushion

Tests	DIN/EN standard	MeisterDesign. comfort DD 600 S
-------	-----------------	---------------------------------






General data on product composition

Type of covering:	Semi-rigid multi-layer flooring panel with an abrasion-resistant decorative top layer	
Total thickness:	approx. 9 mm	
Effective measurement: (length × width)	1,287 x 220 mm	
Product structure:	a. Multilayer Puretec® Plus-surface with special elastic film (PVC-free) b. Cork comfort layer: 1.2 mm cork c. Wood fibre board (approx. 890 kg/m ³ ± 3 %) d. 1 mm cork sound-absorbing cushion	

Technical data

Locking method:	MastercllicPlus	
 Wear class:	ISO 10 874	23 33
 Wear resistance:	EN 13 329 (procedure A)	IP ≥ 2,000 U
 Impact resistance:	EN 13 329 (appendix F)	≥ 1,600 mm
 Stain resistance:	EN 438-2/25	Group 1: grade 5 Group 2: grade 5 Group 3: grade 4 Coloured rubber, natural rubber or plastic glides and castors as well as dark car, bike or equipment tyres may possibly cause discolouration on flooring. Please only use light, non-migrating furniture glides, castors or tyres, if possible.
 Colour fastness:	EN ISO 105	≥ stage 6 on the blue wool scale
 Fire behaviour:	EN 13 501	B _{f1} -s1 (hardly flammable)
 Slip resistance:	EN 14 041 / 13 893	DS

Technical data

	Formaldehyde emissions (E1 = 0,1 ppm):	EN 717-1	≤ 0.05 ppm
	Indent after constant load:	EN ISO 24343-1	≤ 0.1 mm
	Castor resistance:	EN 425	no visible changes or damage with soft, standard castors
	Behaviour on simulation of shifting furniture foot:	EN 424	no visible damage
	Underfloor heating:		Suitable for hot-water underfloor heating Electrical underfloor heating is generally suitable when it is built into the floor screed or the concrete layer and thus does not lie on the concrete layer as foil heating. The heating elements pipes wires must lie across the entire area and not just be partly present. If the area is only partially heated, the floor covering must have expansion joints (system profile strips). The maximum permitted surface temperature is 29° C. Standard foil heating systems are generally not recommended. One exception is self-regulating heating systems which maintain the 29° C surface temperature.
	Heat transfer resistance:	EN 12 667	with 0.2 mm PE-film: 0.09 m² K/W
	Footfall noise reduction:	DIN EN ISO 10140-3	17 dB
	Antislip:	DIN 51 130 BGR 181	R9

Tolerances

Right-angle of the elements:	EN 16 511	target values met
Determination of edge straightness:	EN 16 511	target values met
Surface flushness:	EN 16 511	target values met
Joint opening between the elements:	EN 16 511	target values met

General data on environment, installation and care

Blue Angel:	RAL-UZ 176	awarded
Disposal:		Residual pieces can be disposed of in household refuse (e.g. thermal treatment). Dispose large quantities according to municipal provisions (e.g. recycling centres). An energetic utilization in authorized plants is recommended.
Cleaning and care:		Cleaning after construction work: CC PU Cleaner Regular cleaning: CC PU Cleaner
Areas of application:		The flooring MeisterDesign. comfort DD 600 S is suitable for all living areas as well as for commercial areas with heavy wear, e.g. open-plan offices, department stores, public buildings etc. This flooring is not suitable for installation in humid/wet areas (bathrooms, saunas etc.). Special requirements apply to treatment rooms and medical practices.
Preconditions for installation:	DIN 18 365	The substrates must be ready for laying on according to the generally recognised rules of the trade, taking into account VOB (German construction contract procedures), part C DIN 18 365 "parquetry work". The substrate must be dry (in the case of mineral substrates max. 2 % or with underfloor heating 1.8 %, with anhydrite screed max. 0.5 % or with underfloor heating 0.3 % residual moisture – measured with CM devices), even, firm and clean. Additionally, any unevenness of 3 mm per initial metre and 2 mm per further metre must be evened out according to DIN 18 202, table 3, line 4. The installation instructions provided with the product must be observed.



MeisterWerke Schulte GmbH reserves the right to make alterations to material and structures when this serves to improve the quality.