



a. Puretec – special film coating (PVC-free)

b. Comfort layer: 1.2mm cork









c. HDF middle layer

d. Backing: 1mm cork







Tests
DIN/EN standard
Design flooring Tecara DD 350 S
General data on product composition

Type of covering:	Semi-rigid multi-layer flooring panel with an abrasion-resistant decorative top layer
Total thickness:	approx. 9mm
Effective measurement: (length × width)	2120 x 240mm
Product structure:	a. Puretec – special film coating (PVC-free) b. Comfort layer: 1.2mm cork c. HDF base board (approx. 890 kg/m ³ ± 3%) d. Backing: 1mm cork

Technical data

Locking method:	MastercllicPlus
 Wear class:	ISO 10 874 23 33
 Determination of personal voltage:	EN 1815 personal voltage Up < 2 kV
 Wear resistance:	EN 15 468 (procedure B) IP ≥ 5,000 U
 Impact resistance:	EN 13 329 (appendix F) ≥ 1,600mm
 Stain resistance:	EN 438-2/25 Group 1: grade 5 Group 2: grade 5 Group 3: grade 4
 Colour fastness:	EN ISO 105 ≥ stage 6 on the blue wool scale
 Fire behaviour:	EN 13 501 D _{fl} -s1 (normally flammable)
 Slip resistance:	EN 14 041 / 13 893 DS

Technical data

	Formaldehyde emissions (E1 = 0.1 ppm):	EN 717-1	≤ 0.05 ppm
	Indent after constant load:	EN ISO 24343-1	< 0.1mm
	Castor resistance:	EN 425	no visible changes or damage with soft, standard castors
	Behaviour on simulation of shifting furniture foot:	EN 424	no visible damage
	Underfloor heating:		Suitable for hot-water underfloor heating Electrical underfloor heating is generally suitable when it is built into the floor screed or the concrete layer and thus does not lie on the concrete layer as foil heating. The heating elements pipes wires must lie across the entire area and not just be partly present. If the area is only partially heated, the floor covering must have expansion joints (system profile strips). The maximum permitted surface temperature is 29°C. Standard foil heating systems are generally not recommended. One exception is self-regulating heating systems which maintain the 29°C surface temperature.
	Heat transfer resistance:	EN 12 667	with 0.2mm PE-film: 0.10m ² K/W
	Footfall noise reduction:	DIN EN ISO 10140-3	17 dB
	Antislip:	DIN 51 130 BGR 181	R9

Tolerances

	Right-angle of the elements:	EN 16 511	target values met
	Determination of edge straightness:	EN 16 511	target values met
	Surface flushness:	EN 16 511	target values met
	Joint opening between the elements:	EN 16 511	target values met

General data on environment, installation and care

	Blue Angel:	RAL-UZ 176	awarded
	Disposal:		Residual pieces can be disposed of in household refuse (e.g. thermal treatment) Dispose large quantities according to municipal provisions (e.g. disposal to recycling centres) An energetic utilization in authorized plants is recommended.
	Cleaning and care:		Cleaning after completion of construction work: CC PU Cleaner Day-to-day cleaning: CC PU Cleaner Freshening care: CC Floor Mat
	Areas of application:		The flooring Tecara DD 350 S is ideal for all dry living areas as well as for commercial areas with heavy wear, e.g. open-plan offices, department stores, public buildings etc. This flooring is not suitable for installation in humid/wet areas (bathrooms, saunas etc.). Special requirements apply to treatment rooms and medical practices.
	Preconditions for installation:	DIN 18 365	The substrates must be ready for laying on according to the generally recognised rules of the trade, taking into account VOB (German construction contract procedures), part C DIN 18 365 "parquetry work". The substrate must be dry (in the case of mineral substrates max. 2% or with underfloor heating 1.8 %, with anhydrite screed max. 0.5% or with underfloor heating 0.3 % residual moisture – measured with CM devices), even, firm and clean. Additionally, any unevenness of 3mm/ per initial metre and 2mm per further metre must be evened out according to DIN 18 202, table 3, line 4. The installation instructions provided with the product must be observed.



MeisterWerke Schulte GmbH reserves the right to make alterations to material and structures when this serves to improve the quality.